



EZEL NURSERY AND PRIMARY SCHOOL

Home Learning Program

www.ezelschool.com/homelearning.html

BABY CLASS

Week 1

MONDAY		
	Topics	Activities
Math	<ul style="list-style-type: none"> Counting Numbers Writing Numbers 	<ul style="list-style-type: none"> Count numbers from 1 to 5 Trace number 1
English	<ul style="list-style-type: none"> Speaking English 	<ul style="list-style-type: none"> New Word: house Read the word house Draw a house
Literacy	<ul style="list-style-type: none"> Practice letter sounds 	<ul style="list-style-type: none"> Read the letter a and b Say the sounds of letter a and b Say words that begin with letter a and b
Sight words		on , in
TUESDAY		
	Topics	Activities
Math	<ul style="list-style-type: none"> Counting Numbers Writing number 	<ul style="list-style-type: none"> Counting Numbers from 1 to 5 Trace number 1 and 2 Coloring number 1 and 2
English	Practice speaking English	Recite the following (5 times). <ul style="list-style-type: none"> Today is Tuesday I can read and write.
Literacy	Practicing letter sounds	New words: axe , boy <ul style="list-style-type: none"> Read letters a , b and c Say the sounds of letter a , b and c Say words that begin with letter a, b and c. Examples: ant, ball, arrow , bat
Sight words		on , in (explain to the child the meaning of the words)
WEDNESDAY		
	Topics	Activities
Math	<ul style="list-style-type: none"> Counting Numbers Writing numbers 	<ul style="list-style-type: none"> Counting numbers from 1 – 5 Trace number 1, 2 and 3 Color number 1 , 2 and 3
English	Practice speaking English	<ul style="list-style-type: none"> New word: cup Read the word tree Activity: Draw a cup Recite the following (5 Times): <ul style="list-style-type: none"> My cup is on the box.
Literacy	Practicing letter sounds	Vocabulary (new words): box , cup <ul style="list-style-type: none"> Read the letter b and c Say the sounds of letter a , b and c Say words that begin with a , b and c
Sight words		on , in , my

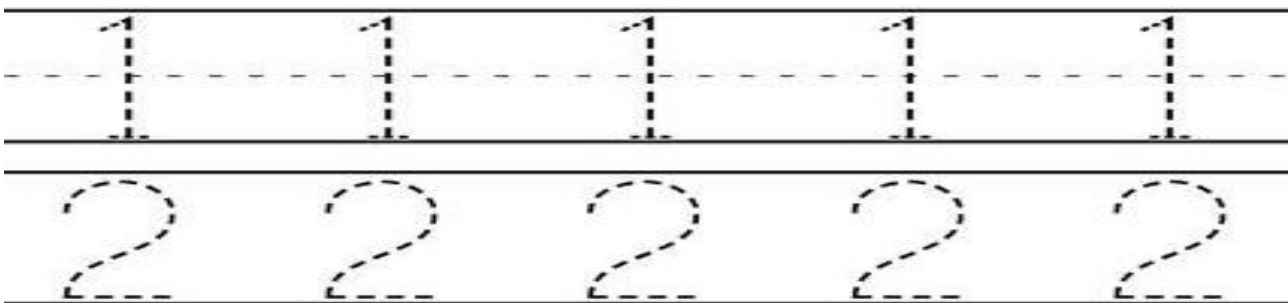
THURSDAY		
	Topics	Activities
Math	Counting number Writing numbers	Fill in the missing numbers. 1, _____, 3, _____, 5
English	Practice speaking English	Activity: Recite the following. <ul style="list-style-type: none"> Today is Thursday. My name is good. Note: explain to the child the meaning of the words.
Literacy	Practice letter sounds	Vocabulary (new words): book, coat <ul style="list-style-type: none"> Read letters a , b , c Say the sounds of letter a , b and c Say words that begin with letter a , b and c
Sight words		my, on , in , is
FRIDAY		
	Topics	Activities
Math	<ul style="list-style-type: none"> Count numbers Write numbers 	Fill in the numbers that come before and after. <ul style="list-style-type: none"> ____, 3, _____ ____, 4, _____
English	Practice speaking English	Vocabulary : cow Activity: <ul style="list-style-type: none"> Read the vocabulary word. Draw a cow
Literacy	Practice letter sounds	Vocabulary: axe, ant, boy, ball, bat, cat , cow, cup Activity <ul style="list-style-type: none"> Read letter a, b and c Say the sounds of letter a , b , C Say words that begin with the letters a , b , c
Sight words		My , on , in , is

Note: Dear parents/caregivers always make sure that

1. You explain new words to your child.
2. Recite new words as many times as you can
3. Be kind and patient with your child, they cannot learn new things in one day.
4. Provide your child with books, pencils, crayons and papers.

ACTIVITIES

Activity 1: Tracing number 1 – 2



Activity 2 :Colour the letters and number below



<p>Activity 3: Circle letters that matches the first letter in every row.</p> <table style="width: 100%; text-align: center; border-collapse: collapse;"> <tr> <td style="border-right: 1px solid black; padding: 10px; font-size: 2em;">a</td> <td style="padding: 10px; font-size: 2em;">a</td> <td style="padding: 10px; font-size: 2em;">c</td> <td style="padding: 10px; font-size: 2em;">a</td> <td style="padding: 10px; font-size: 2em;">c</td> </tr> <tr> <td style="border-right: 1px solid black; padding: 10px; font-size: 2em;">b</td> <td style="padding: 10px; font-size: 2em;">d</td> <td style="padding: 10px; font-size: 2em;">b</td> <td style="padding: 10px; font-size: 2em;">b</td> <td style="padding: 10px; font-size: 2em;">b</td> </tr> <tr> <td style="border-right: 1px solid black; padding: 10px; font-size: 2em;">c</td> <td style="padding: 10px; font-size: 2em;">o</td> <td style="padding: 10px; font-size: 2em;">c</td> <td style="padding: 10px; font-size: 2em;">o</td> <td style="padding: 10px; font-size: 2em;">c</td> </tr> </table>	a	a	c	a	c	b	d	b	b	b	c	o	c	o	c	<p>Activity 4: Trace and Count</p> <div style="border: 1px solid gray; padding: 10px; text-align: center;"> </div>
a	a	c	a	c												
b	d	b	b	b												
c	o	c	o	c												



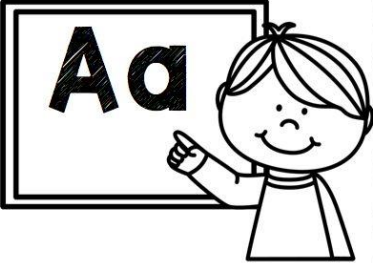
Activity 5: Match correctly

1	2	3	4	5


Activity 6: Letter A

Name _____




Write it




Color It



Trace it.

Match it

ant	
apple	
ax	

Circle it

a	E	l	a
a	g	A	K
p	A	c	U
A	z	S	a

For more information, call:

Agule area and all other areas	Kameke Area
0772644523 0758650099 077074014	0786560989 [Director God Help Junior School]