



EZEL NURSERY AND PRIMARY SCHOOL

Home Learning Program

www.ezelschool.com/homelearning.html

MIDDLE CLASS

Week 1

MONDAY		
	Topics	Activities
Math	<ul style="list-style-type: none"> Counting Numbers Writing Numbers 	<ul style="list-style-type: none"> Count numbers from 1 to 10 Write numbers 1 to 10
English	<ul style="list-style-type: none"> Learn sight words and story words 	<ul style="list-style-type: none"> Sight Words: my , from , day , what Vocabulary: Fire, food , find , flower
Literacy	<ul style="list-style-type: none"> Say out loud the letters, sounds and words 	<ul style="list-style-type: none"> Letters: A, B, C Say the sounds of letter A, B, C Say words that begin with letter A, B, C <p>Examples: apple, box , cat , cow</p>
Recite the rhyme	Five little cats, Jumping on the bed. One fell off and bumped his head. Mother called the doctor, and the doctor said No more cats jumping on the bed.	
TUESDAY		
	Topics	Activities
Math	Practice counting shapes and numbers	<ul style="list-style-type: none"> Count from 1 - 10 Write the number 6 ten times Draw six squares
English	Learn sight words	<ul style="list-style-type: none"> Sight words: Who, who , when Vocabulary: girl, grass, glass, green <p>Activity: Read the words and write the words</p>
Literacy	Say out loud the letters, sounds and words	<ul style="list-style-type: none"> letters A, B, C, D, E Say the sounds of letter A, B, C, D, E Say words that begin with letter A, B, C, D, E <p>Examples: dog, egg , duck , elephant</p>
Recite the rhyme	Five little cats, Jumping on the bed. One fell off and bumped his head. Mother called the doctor, and the doctor said No more cats jumping on the bed.	
WEDNESDAY		
	Topics	Activities
Math	Practice counting, shapes, numbers and patterns	<ul style="list-style-type: none"> Count from 1 – 10 Draw a Circle, square , oval and rectangle
English	Learn sight words	<ul style="list-style-type: none"> Sight words: Who, who , when Vocabulary: girl, grass, glass, green <p>Activity: Read the words and write the words</p>
Literacy	Practicing letter sounds	<ul style="list-style-type: none"> letters A, B, C, D, E Say the sounds of letter A, B, C, D, E Say words that begin with letter A, B, C, D, E <p>Examples: doll, desk , elephant</p>
Recite the rhyme	Five little cats	

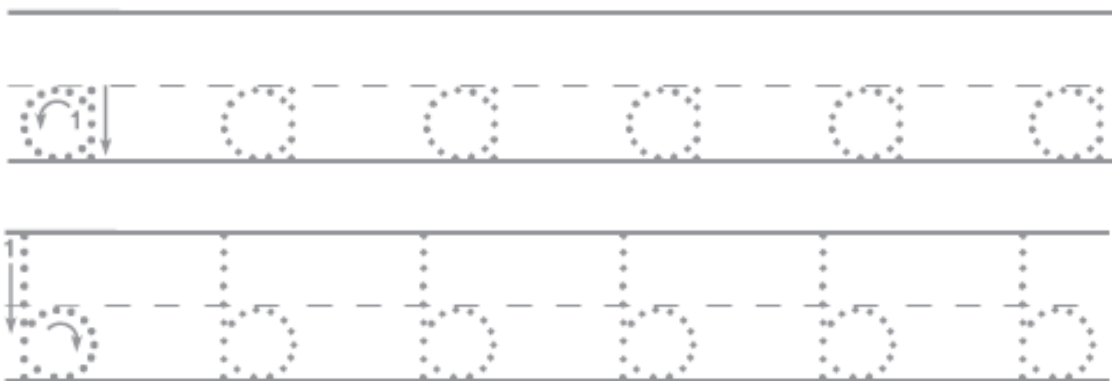
THURSDAY		
	Topics	Activities
Math	Practice counting, shapes, numbers and patterns	<ul style="list-style-type: none"> Count from number 5 – 10 Draw 7 ovals Write number 7 six times
English	Learning sight words and story words	<ul style="list-style-type: none"> Sight Words: my , from , day , what Vocabulary: Fire, food , find , flower Note: explain to the child the meaning of the words.
Literacy	Read the letter and words aloud	<ul style="list-style-type: none"> Read letters D, E , F Say the sounds of letter D ,E , F Say words that begin with letter D , E, F Examples: doctor, egg , fish, food, finger
Recite the rhyme	Five little cats jumping on the bed...	
FRIDAY		
	Topics	Activities
Math	Practice counting, shapes, numbers and patterns	<ul style="list-style-type: none"> Count from number 5 to 10 Draw and count: 2 circles, 3 ovals, 4 squares, 5 triangles.
English	Learning sight words and story words	<ul style="list-style-type: none"> Sight words: Who, who , when Vocabulary: girl, grass, glass, green Activity: Read the words and write the words
Literacy	Practice letter sounds	<ul style="list-style-type: none"> Read letters D, E , F Say the sounds of letter D ,E , F Say words that begin with letter D , E, F Examples: doctor, egg , fish, food, finger
Recite the rhyme	Five little cats, jumping on the bed...	

Note: Dear parents/caregivers always make sure that

1. You explain new words to your child.
2. Recite new words as many times as you can
3. Be kind and patient with your child, they cannot learn new things in one day.
4. Provide your child with books, pencils, crayons and papers.

ACTIVITIES

Activity 1 (Language): Tracing the letters



Activity 2 (environment): read the words and match them to the pictures

ear

mouth

nose



Activity 3 (Numbers): Trace



Activity 4 (Environment) : Draw the following pictures.

- Nose
- Mouth
- Ear
- eye

Activity 5 (language): trace the letters



Activity 5: Match the word to the picture






toothbrush

toothpaste

teeth



Activity 6 (Numbers): Count and write

	=
	=
	=
	=
	=

Activity 7 (Language): Color the boxed that have capital letters

b	a	c	A	b	c	a
a	c	A	B	A	b	c
c	B	b	A	a	C	b
B	C	B	a	C	A	C
b	B	a	c	b	C	a

For more information, call:

Agule area and all other areas	Kameke Area
0772644523 0758650099 077074014	0786560989 [Director God Help Junior School]